

# En bærekraftig verden – grønt skifte i praksis

Sven Mollekleiv

PEFC seminar 22. April 2020

# A global quality assurance and risk management company

---

## OUR PURPOSE

To safeguard life, property  
and the environment

## OUR VISION

A trusted voice to tackle  
global transformations

# DNV GL - Supporting the UN Sustainable Development Goals

Today, our business positions include:

**SDG 7** Affordable and clean energy

**SDG 9** Industry, innovation and infrastructure

**SDG 13** Climate action



Going forward, we will pursue stronger business positions within:

**SDG 3** Good health and well-being

**SDG 12** Responsible consumption and production

**SDG 14** Life below water



# FNs bærekraftsmål



**CHANGE THE STORY – CHANGE THE WORLD !**







@GettyImages/Marvin del Cid



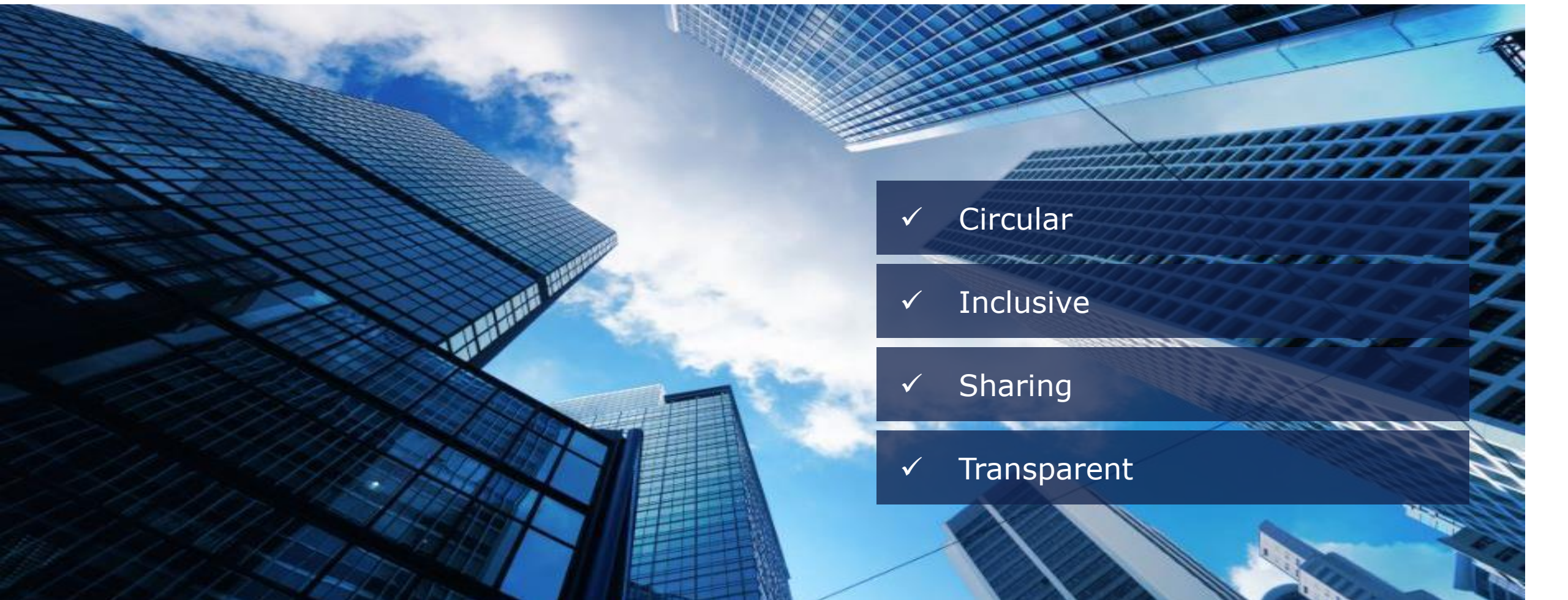
@John McColgan



@Paul S. Amundsen

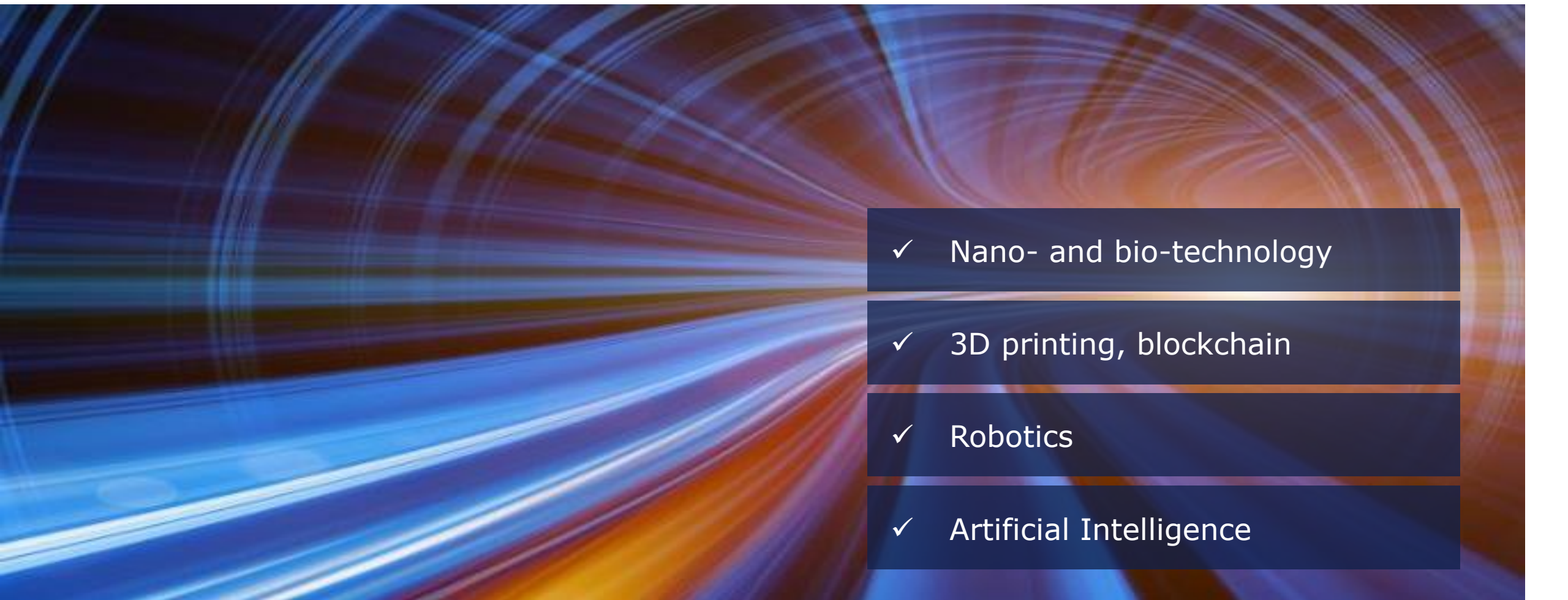


## TREND : SUSTAINABLE BUSINESS

- 
- ✓ Circular
  - ✓ Inclusive
  - ✓ Sharing
  - ✓ Transparent

## TREND : RADICAL INNOVATION

---

- 
- ✓ Nano- and bio-technology
  - ✓ 3D printing, blockchain
  - ✓ Robotics
  - ✓ Artificial Intelligence



# Global opportunity report



## GLOBAL OPPORTUNITY REPORT 2015



Your guide to a world of opportunities



## GLOBAL OPPORTUNITY REPORT 2016



Your guide to a world of opportunities



## GLOBAL OPPORTUNITY REPORT 2017



Your guide to a world of opportunities

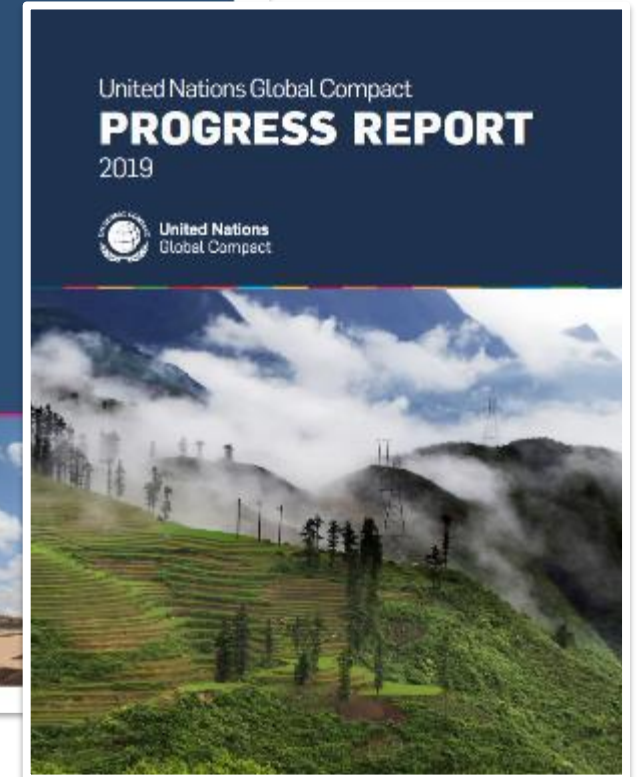
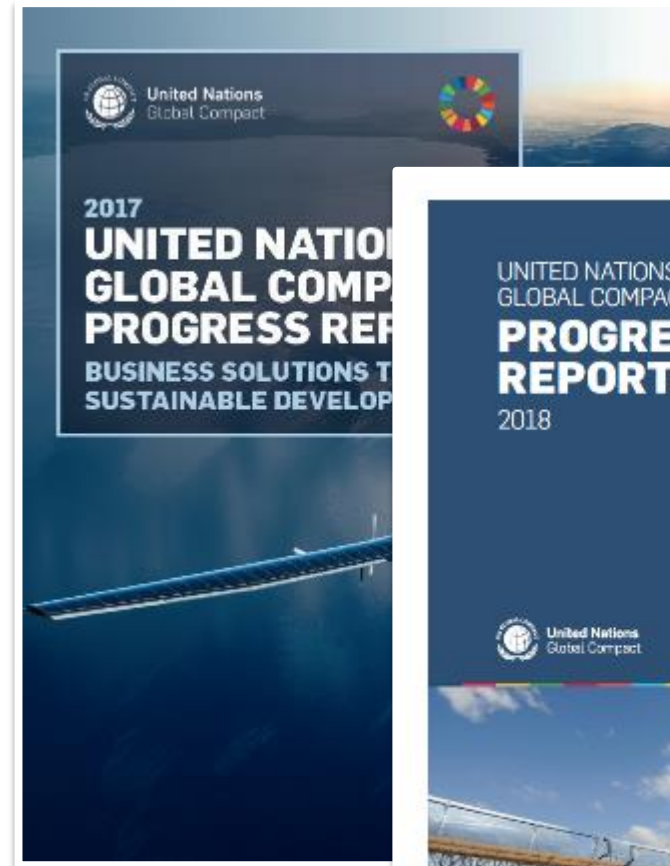


## GLOBAL OPPORTUNITY REPORT 2018

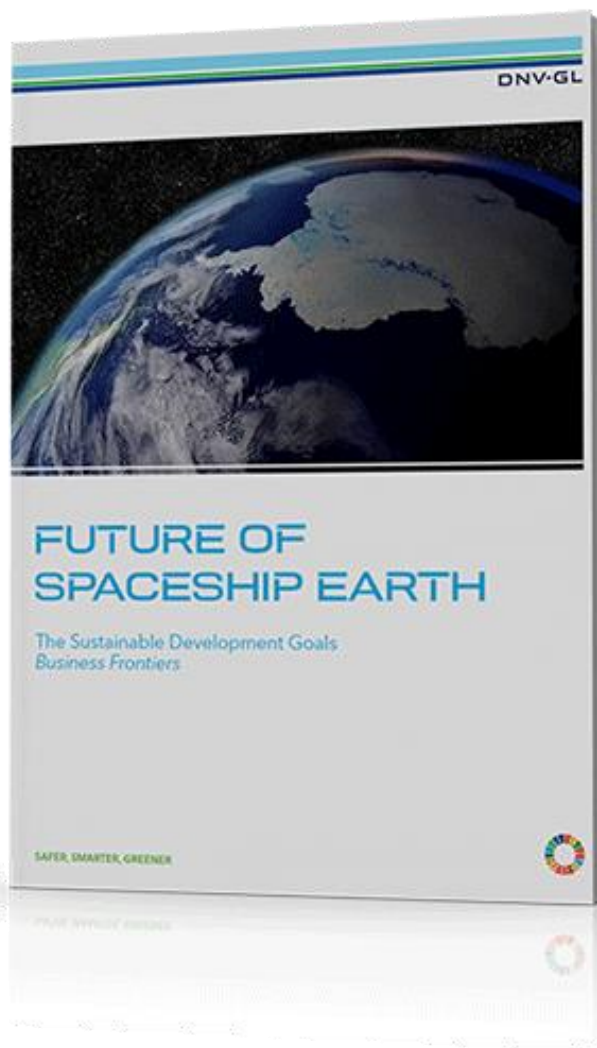


Your guide to a world of opportunities

## Global reports



# Hvor står vi?



|  | ROW                       | BRIC | CHINA | OECD | USA |
|--|---------------------------|------|-------|------|-----|
| 1. No poverty                              | ●                         | ●    | ●     | ●    | ●   |
| 2. Zero hunger                             | ●                         | ●    | ●     | ●    | ●   |
| 3. Good health and well-being              | ●                         | ●    | ●     | ●    | ●   |
| 4. Quality education                       | ●                         | ●    | ●     | ●    | ●   |
| 5. Gender equality                         | ●                         | ●    | ●     | ●    | ●   |
| 6. Clean water and sanitation              | ●                         | ●    | ●     | ●    | ●   |
| 7. Affordable and clean energy             | ●                         | ●    | ●     | ●    | ●   |
| 8. Decent work and economic growth         | ●                         | ●    | ●     | ●    | ●   |
| 9. Industry, innovation and infrastructure | ●                         | ●    | ●     | ●    | ●   |
| 10. Reduced inequality                     | ●                         | ●    | ●     | ●    | ●   |
| 11. Sustainable cities and communities     | ●                         | ●    | ●     | ●    | ●   |
| 12. Responsible consumption and production | ●                         | ●    | ●     | ●    | ●   |
| 13. Climate action                         | ●                         | ●    | ●     | ●    | ●   |
| 14. Life below water                       | ●                         | ●    | ●     | ●    | ●   |
| 15. Life on land                           | ●                         | ●    | ●     | ●    | ●   |
| 16. Peace, justice and strong institutions | ●                         | ●    | ●     | ●    | ●   |
| 17. Partnerships for the goals             | Not enough data to assess |      |       |      |     |



## Forankring

- Verden beveger seg
  - Styrene involverer seg i større grad
- 28 % økning i innvolverte styrer



| Role                                       | Percentage |
|--|------------|
| CEO  | 69%        |
| Senior Management                          | 50%        |
| Board of Directors                         | 47%        |
| Corporate Responsibility or Ethics Officer | 37%        |
| Middle Management                          | 23%        |
| Subsidiaries                               | 9%         |

**69%**  
CEO

**50%**  
SENIOR  
MANAGEMENT

**37%**  
CORPORATE  
RESPONSIBILITY  
OR ETHICS  
OFFICER

**47%**  
BOARD OF  
DIRECTORS

**23%**  
MIDDLE  
MANAGEMENT

**9%**  
SUBSIDIARIES

## Hvilke mål jobber bedriftene med nå?

- 66% SDG 8 Decent Work & Economic Growth
- 61% SDG 5 Gender Equality
- 60% SDG 3 Good Health & Well-being
- 50% SDG 12 Responsible Consumption & Production
- 48% SDG 13 Climate Action
- 48% SDG 9 Industry, Innovation and Infrastructure
- 47% SDG 4 Quality Education
- 40% SDG 7 Affordable and Clean Energy
- 39% SDG 17 Partnerships for the Goals
- 39% SDG 10 Reduced Inequalities
- 34% SDG 11 Sustainable Cities and communities
- 32% SDG 6 Clean water & sanitation





# PEFC og bærekraft




## MÅL 15

Beskytte, gjenoppbygge og fremme bærekraftig bruk av jordas økosystemer, sikre bærekraftig forvaltning av skog, trygge artsmangfoldet, bekjempe ørkenspredning og stoppe og reversere erosjon



## MÅL 17

Styrke gjennomføringsmidlene og fornye globale partnerskap for bærekraftig utvikling



Arkitekt: ARTEC AS Foto: David Valdeby



# ENERGY TRANSITION OUTLOOK 2019

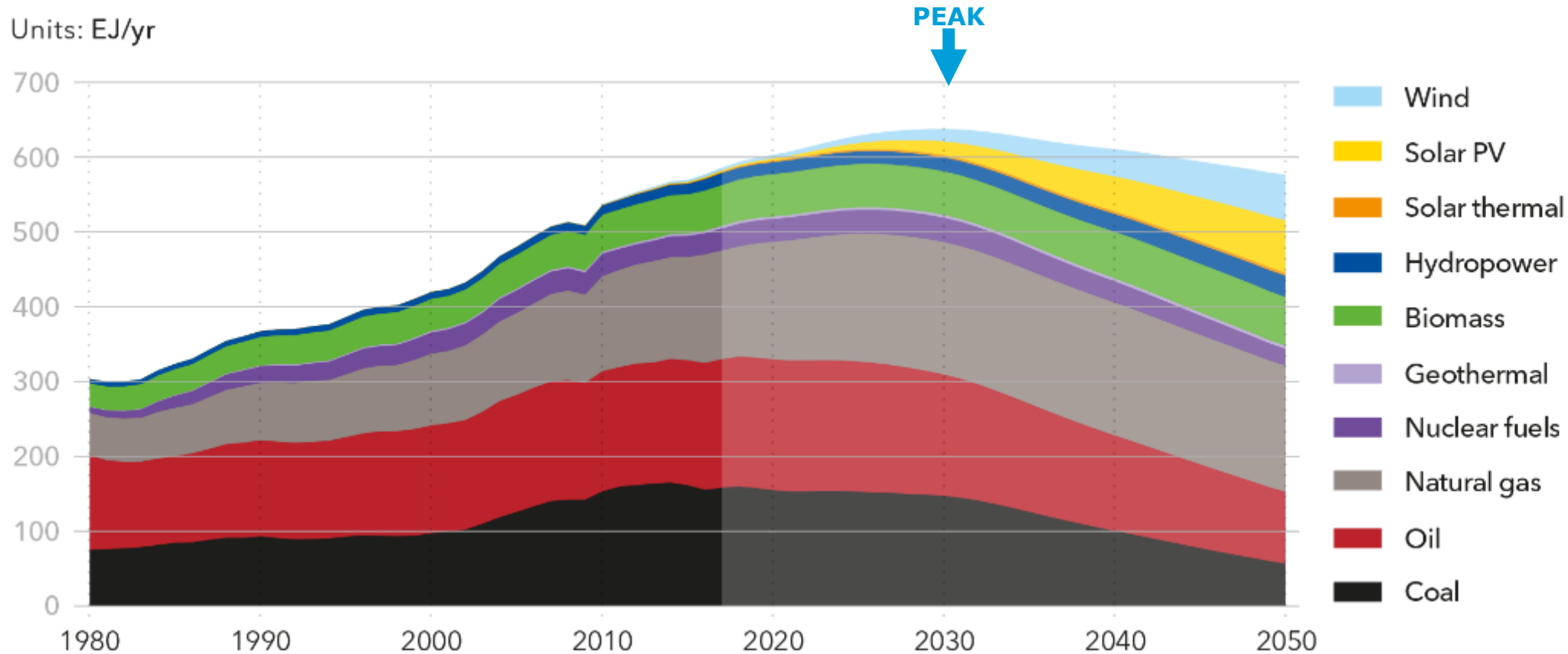
The Energy Transition Outlook is DNV GL's view on the energy future through to 2050 modeling 10 regions and the impact on 3 industry sectors. It is a forecast of the most likely path ahead.

DOWNLOAD NOW >

# Primary energy supply peaks in 2030

## World primary energy supply by source


Units: EJ/yr



©DNV GL 2019

Historical data source: IEA WEB (2018)

- ✓ Zero-emission, fully electric and even autonomous ship
- ✓ Take 40,000 diesel powered truck of the roads
- ✓ Cut annual operating costs by up to 90%



SUSTAINABLE SHIPPING





**Sven Mollekleiv**

**[www.dnvgl.com](https://www.dnvgl.com)**

**SAFER, SMARTER, GREENER**